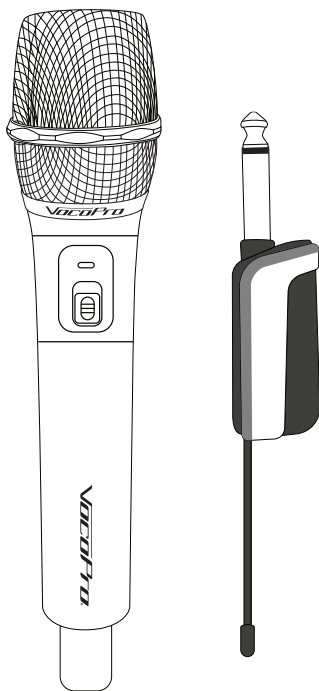


VocoPro®



Digital-PR

Professional Single-
Channel Rechargeable
Wireless Receiver

OWNER'S MANUAL

WELCOME

And thank you for purchasing Digital-PR from VocoPro. Along with quality products our commitment to customer satisfaction means we have technical support professionals ready to assist you. Be sure to visit our website: www.vocopro.com for the latest information on new products.



We are at:

VocoPro
1728 Curtiss Court
La Verne, CA 91750



Phone:

Toll Free: 800-678-5348
TEL: 909-593-8893
FAX: 909-593-8890



E-mail:

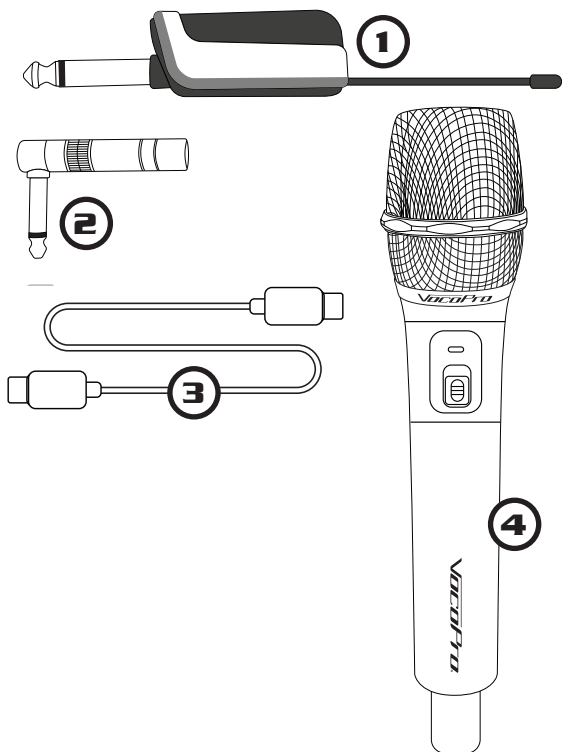
info@vocopro.com

Tech Support:

tech-support@vocopro.com

What's in the Box

1. Digital-PR Receiver
2. Right Angle 1/4" Adapter
3. USB-C Charging Cable
4. Handheld Wireless Microphone



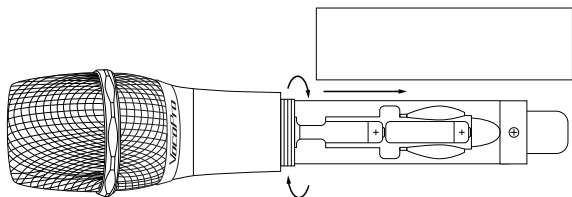
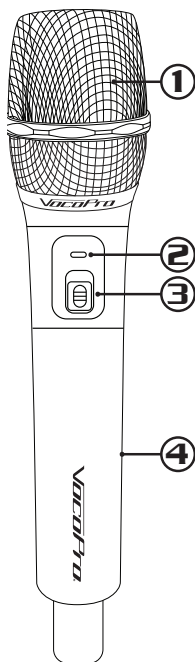
Continues on next page

Description/Functions

1. **1/4" Connector:** Unbalanced audio output to connect the input of a mixer or powered speaker.
2. **USB Charging/Power Port:** Used to recharge battery. You can leave the USB cable plugged in for permanent installations or instances where you need power for more than 6 hours. *(Battery Life 4-6 Hours on Full Charge)*
3. **Battery Compartment:** Slide to open.
4. **Right Angle Adapter:** Optional 90° adapter.
5. **Antenna:** Boosts reception. *(150-200 ft. range with line of sight)*
6. **Power Button:** Press once to power on. Press and hold to power off.
7. **Power Light (Red):** Solid when receiver is powered on.
8. **RF Connection Indicator (Yellow LED):** Light is solid when there is a transmitter connected. *(Will blink when battery is low)*
09. **Audio Indicator (Green Light):** Light flashes corresponding to audio signal.
10. **Charging Light (Blue):** Light is on when charging. Light goes off when fully charged.
11. **Connection Light (Green):** Indicates USB cable is plugged in.

Functions & Descriptions

- 1. Mic Head:** Picks up vocals.
Note: Please hold within 5-6 inches of your mouth for best sound.
- 2. Mic Battery LED:** Indicates battery status.
- 3. Mic ON/OFF Switch:** Powers the microphone ON and OFF.
Note: When powered on, the LED will flash once and go out. When battery life is low, LED will flash continuously.
- 4. Battery Compartment:** Insert two (2x) AA batteries to provide power.



Troubleshooting/FAQ

What do I do if my mics are cutting in and out?

- Keep the receiver away from fluroescent lights.
- Make sure microphone is being used within the operational range
- Ensure batteries are not depleted.

There's a thumping noise coming through the speakers, what is it?

- This typically occurs when the batteries are low

Why doesn't my battery last as long as it used to?

- You can replace the rechargeable battery. It is a 3.7V type 14500 battery with at least 850mAh capacity. You can use a battery with a higher mAh capacity to get a longer than normal battery life.

DO NOT USE STANDARD AA 1.5V BATTERIES - They do not provide enough power for the receiver.

Notes

[illegible]

Listening for a Lifetime

Selecting fine audio equipment such as the unit you've just purchased is only the start of your musical enjoyment. Now it's time to consider how you can maximize the fun and excitement your equipment offers. VocoPro and the Electronic Industries Association's Consumer Electronics Group want you to get the most out of your equipment by playing it at a safe level. One that lets the sound come through loud and clear without annoying blaring or distortion and, most importantly, without affecting your sensitive hearing.

Sound can be deceiving. Over time your hearing "comfort level" adapts to a higher volume of sound. So what sounds "normal" can actually be loud and harmful to your hearing. Guard against this by setting your equipment at a safe level BEFORE your hearing adapts.

To establish a safe level:

- Start your volume control at a low setting.
- Slowly increase the sound until you can hear it comfortably and clearly, and without distortion.

Continues on next page

Once you have established a comfortable sound level:

- Set the dial and leave it there.
- Pay attention to the different levels in various recordings.

Taking a minute to do this now will help to prevent hearing damage or loss in the future. After all, we want you listening for a lifetime.

Used wisely, your new sound equipment will provide a lifetime of fun and enjoyment. Since hearing damage from loud noise is often undetectable until it is too late, this manufacturer and the Electronic Industries Association's Consumer Electronics Group recommend you avoid prolonged exposure to excessive noise. This list of sound levels is included for your protection.

Level	Example
30	Quiet library, Soft whispers
40	Living room, Refrigerator, Bedroom away from traffic
50	Light traffic, Normal Conversation Air Conditioner at 20 ft., Sewing machine
60	Vacuum cleaner, Hair dryer,
70	Noisy Restaurant
80	Average city traffic, Garbage disposals, Alarm clock at 2 ft.

The following noises
can be dangerous under
constant exposure:

Level	Example
90	Subway, Motorcycle, Truck traffic, Lawn Mower
100	Garbage truck, Chainsaw,
120	Pneumatics drill
140	Rock band concert in front of speakers
180	Gunshot blast, Jet plane Rocket launching pad

***Information courtesy of the
Deafness Research Foundation**

Legal Disclaimer

All rights reserved. Information, specifications, diagrams, images, and instructions herein are subject to change without notice. VocoPro Products, logo and identifying product names and numbers herein are trademarks of VocoPro. Copyright protection claimed includes all forms and matters of copyrightable materials and information now allowed by statutory or judicial law or hereinafter granted. Product names used in this document may be trademarks or registered trademarks of their respective companies and are hereby acknowledged. All non-VocoPro Products, brands and product names are trademarks or registered trademarks of their respective companies.

VocoPro hereby disclaims any and all liabilities for property, equipment, building, and electrical damages, injuries to any persons, and direct or indirect economic loss associated with the use or reliance of any information contained within this document, and/or as a result of the improper, unsafe, insufficient and negligent assembly, installation, rigging, and operation of this product.

Purchase Info: Please record the model number and serial number below, for easy reference, in case of loss or theft. These numbers are located on the packaging the item came in. *This is not considered a receipt. Please keep a copy of your purchase receipt, provided by the dealer, in your records. A receipt is required for all warranty work.*

Model Number

Serial Number

Date of Purchase

Place of Purchase



CAUTION

RISK OF SHOCK



CAUTION: To reduce the risk of electric shock, do not remove cover (or back). No user-serviceable parts inside. Only refer servicing to qualified service personnel.

Explanation of Graphical Symbols



The lightning flash & arrowhead symbol, within an equilateral triangle, is intended to alert you to the presence of danger.



The exclamation point within an equilateral triangle is intended to alert you to the presence of important operating and servicing instructions.

WARNING: To reduce the risk of fire or electric shock, do not expose unit to rain or moisture.



This device complies with Part 15 of the FCC rules. Operation is subject to the condition that this device may not cause harmful interference.

FCC license may be required

1. Read Instructions - All the safety and operating instructions should be read before the appliance is operated.
2. Retain Instructions - The safety and operating instructions should be retained for future reference.
3. Heed Warnings - All warnings on the appliance and in the operating instructions should be adhered to.
4. Follow Instructions - All operating and use instructions should be followed.
5. Attachments - Do not use attachments not recommended by the product manufacturer as they may cause hazards.
6. Water and Moisture - Do not use this unit near water. For example, near a bathtub or in a wet basement and the like.
7. Carts and Stands - The appliance should be used only with a cart or stand that is recommended by the manufacturer.
- 7 A. An appliance and cart combination should be moved with care. Quick stops, excessive force, and uneven surfaces may cause an overturn.
8. Ventilation - The appliance should be situated so its location does not interfere with its proper ventilation. For example, the appliance should not be situated on a bed, sofa, rug, or similar surface that may block the ventilation slots.

9. Heat - The appliance should be situated away from heat sources such as radiators, heat registers, stoves, or other appliances (including amplifiers) that produce heat.
10. Power Sources - The appliance should be connected to a power supply only of the type described in the operating instructions or as marked on the appliance.
11. Grounding or Polarization - Precautions should be taken so that the grounding or polarization means of an appliance is not defeated.
12. Power-Cord Protection - Power-supply cords should be routed so that they are not likely to be walked on or pinched by items placed upon or against them, paying particular attention to cords at plugs, convenience receptacles, and the point where they exit from the appliance.
13. Cleaning - Unplug this unit from the wall outlet before cleaning. Do not use liquid cleaners or aerosol cleaners. Use a damp cloth for cleaning.
14. Power lines - An outdoor antenna should be located away from power lines.
15. Non-use Periods - The power cord of the appliance should be unplugged from the outlet when left unused for a long period of time.
16. Object and Liquid Entry - Care should be taken so that objects do not fall and liquids are not spilled into the enclosure through openings.

17. Damage Requiring Service - The appliance should be serviced by qualified service personnel when:

- A. The power supply cord or plug has been damaged; or
- B. Objects have fallen into the appliance; or
- C. The appliance has been exposed to rain; or
- D. The appliance does not appear to operate normally or
exhibits a marked change in performance; or
- E. The appliance has been dropped, or the enclosure damaged.

18. Servicing - The user should not attempt to service the appliance beyond that described in the operating instructions. All other servicing should be referred to qualified service personnel.

Note: To CATV system installer's (U.S.A.): This reminder is provided to call the CATV system installer's attention to Article 820-40 of the NEC that provides guidelines for proper grounding and, in particular, specifies that the cable ground shall be connected as close to the point of cable entry as practical.

1. IMPORTANT NOTICE: DO NOT MODIFY THIS UNIT! This product, when installed as indicated in the instructions contained in this manual, meets FCC requirements. Modifications not expressly approved by Vocopro may void your authority, granted by the FCC, to use this product.

2. IMPORTANT: When connecting this product to accessories and/or another product use only high

quality shielded cables. Cable(s) supplied with this product **MUST** be used. Follow all installation instructions. Failure to follow instructions could void your FCC authorization to use this product in the U.S.A.

3. NOTE: This product has been tested and found to comply with the requirements listed in FCC Regulations, Part 15 for Class “B” digital devices. Compliance with these requirements provides a reasonable level of assurances that your use of this product in a residential environment will not result in harmful interference with other electronic devices. This equipment generates/uses radio frequencies and, if not installed and used according to the instructions found in the owner’s manual, may cause interference harmful to the operation of other electronic devices. Compliance with FCC regulations does not guarantee that interference will not occur in all installations. If this product is found to be the source of interference, which can be determined by turning the unit “Off” and “On”, please try to eliminate the problem by using one of the following measures:

Relocate either this product or the device that is being affected by the interference.

Use power outlets that are on different branch (circuit breaker or fuse) circuits or install AC line filter(s).

In the case of radio or TV interference, relocate/reorient the antenna. If the antenna lead-in is 300-ohm ribbon lead, change the lead-in to coaxial type cable.

If these corrective measures do not produce satisfactory results, please contact your local retailer authorized to distribute Vocopro products. If you can not locate the appropriate retailer, please contact Vocopro, 1728 Curtiss Court, La Verne, CA 91750.

Voltage Selector (General Model Only)

Be sure to position the voltage selector to match the voltage of your local power lines before installing the unit.



CALIFORNIA PROP 65 WARNING

⚠ WARNING: Cables, Cable Assemblies, and Printed Circuit Boards can expose you to chemicals including lead and lead compounds which are known to the State of California to cause cancer and birth defects or other reproductive harm. For more information, go to **www.P65Warnings.ca.gov**

LIMITED DOMESTIC WARRANTY

VOCOPRO WARRANTS ALL PRODUCTS PURCHASED IN U.S. AGAINST DEFECTS IN MATERIAL OR WORKMANSHIP FOR A PERIOD OF ONE YEAR FROM THE INITIAL DATE OF RETAIL PURCHASE FROM AN AUTHORIZED VOCOPRO DEALER, OR, ONE YEAR FROM THE DATE OF MANUFACTURE IF THE PROOF OF PURCHASE DATE IS NOT AVAILABLE. This limited warranty extends to all purchasers or owners of the product during the warranty period with the original retail purchase.

VocoPro does not, however, warrant it's products against any and all defects: 1) arising out of material or workmanship not provided or furnished by VocoPro, 2) resulting from abnormal use of the product or caused by use in violation of product instructions, 3) in products repaired or serviced by other service technicians other than authorized VocoPro repair facilities, 4) in products with removed or defaced serial numbers or 5) in components, parts or products expressly warranted by another manufacturer. VocoPro agrees to supply all parts and labor to repair or replace defects covered by this limited warranty with parts or products of original or improved design, at its option in each respect,

LIMITED DOMESTIC WARRANTY

if the defective product is shipped prior to the end of warranty period to any authorized VocoPro warranty repair facility in U.S., or to the VocoPro, in the original packaging or a replacement supplied by VocoPro, with all transportation costs and full insurance paid each way by the purchaser or owner.

LIMITED WARRANTY OUTSIDE THE U.S.

VOCOPRO PRODUCTS ARE WARRANTED ONLY IN THE COUNTRY WHERE PURCHASED THROUGH AN AUTHORIZED VOCOPRO DISTRIBUTOR IN THAT COUNTRY AGAINST DEFECTS IN MATERIAL OR WORKMANSHIP. THE SPECIFIC PERIOD OF THIS LIMITED WARRANTY SHALL BE THAT WHICH IS DESCRIBED TO THE ORIGINAL RETAIL PURCHASER BY THE AUTHORIZED DEALER OR DISTRIBUTOR AT THE TIME OF PURCHASE.

VocoPro does not, however, warrant its products against any and all defects: 1) arising out of material or workmanship not provided or furnished by VocoPro, 2) resulting from abnormal use of the product or caused by use in violation of product instructions, 3)

LIMITED DOMESTIC WARRANTY

in products repaired or serviced by other service technicians other than authorized VocoPro repair facilities, 4) in products with removed or defaced serial numbers or 5) in components, parts or products expressly warranted by another manufacturer. VocoPro agrees through the applicable authorized distributor, to repair or replace defects covered by this limited warranty with parts or products of original or improved design, at its option in each respect, if the defective product is shipped prior to end of warranty period to designated authorized VocoPro warranty repair facility in the country where purchased, or to the VocoPro Headquarter in the U.S., in the original packaging or a replacement supplied by VocoPro, with all transportation costs and full insurance paid each way by the purchaser or owner.

ALL REMEDIES AND THE MEASURE OF DAMAGES ARE LIMITED TO THE ABOVE SERVICES. IT IS POSSIBLE THAT ECONOMIC LOSS OR INJURY TO PERSON OR PROPERTY MAY RESULT FROM THE FAILURE OF THE PRODUCT; HOWEVER, EVEN IF VOCOPRO

LIMITED DOMESTIC WARRANTY

HAS BEEN ADVISED OF THIS POSSIBILITY, THIS LIMITED WARRANTY DOES NOT COVER ANY SUCH CONSEQUENTIAL OR INCIDENTAL DAMAGES. SOME STATES OR COUNTRIES DO NOT ALLOW THE LIMITATIONS OR EXCLUSIONS OF INCIDENTAL OR CONSEQUENTIAL DAMAGES, SO THE ABOVE LIMITATION MAY NOT APPLY TO YOU.

ANY AND ALL WARRANTIES, EXPRESSED OR IMPLIED, ARISING BY LAW, COURSE OF DEALING, COURSE OF PERFORMANCE, USAGE OF TRADE, OR OTHERWISE, INCLUDING BUT NOT LIMITED TO IMPLIED WARRANTIES OF MERCHANTABILITY AND FITNESS FOR A PARTICULAR PURPOSE, ARE LIMITED TO A PERIOD OF ONE YEAR FROM EITHER THE DATE OF ORIGINAL RETAIL PURCHASE OR, IN THE EVENT OF NO PROOF OF PURCHASE DATE IS AVAILABLE, THE DATE OF MANUFACTURE. SOME STATES OR COUNTRIES DO NOT ALLOW LIMITATIONS ON HOW LONG AN IMPLIED WARRANTY LASTS, SO THE ABOVE LIMITATIONS MAY NOT APPLY TO YOU.

THE LIMITED WARRANTY GIVES YOU

LIMITED DOMESTIC WARRANTY

SPECIFIC LEGAL RIGHTS, AND YOU MAY ALSO HAVE OTHER RIGHTS THAT VARY FROM STATE TO STATE, COUNTRY TO COUNTRY.

From:

Place
Stamp
Here

To: VOCOPRO HEADQUARTER
1728 CURTISS COURT
LA VERNE, CA 91750

WARRANTY PROCEDURE

TO VALIDATE YOUR WARRANTY: Fill out the attached warranty card, being sure to include the model and serial number of the unit since this is how warranty cards are tracked. If your VocoPro product was purchased in the U.S., mail the completed card directly to VocoPro within 10 days of the date of purchase. If you purchased the product outside the U.S. you must file your warranty registration card with the distributor in that country. It is advised that you keep your bill of sale as proof of purchase, should any difficulties arise concerning

LIMITED DOMESTIC WARRANTY

the registration of the warranty card.

WARRANTY REGISTRATION is made and tracked by MODEL AND SERIAL NUMBER ONLY, not by the purchaser's or owner's name. Therefore any warranty correspondence or inquiries MUST include the model and serial number of the product in question. Be sure to fill in the model and serial number in the space provided below and keep this portion of the warranty card in a safe place for future reference.

WARRANTY SERVICE MUST BE PERFORMED ONLY BY AN AUTHORIZED VOCOPRO SERVICE FACILITY LOCATED IN THE COUNTRY WHERE THE UNIT WAS PURCHASED, OR AT THE VOCOPRO HEADQUARTERS IN THE U.S.

It is recommended that advance notice be given to the repair facility to avoid needless shipment in case the problem can be solved over the phone. UNAUTHORIZED SERVICE PERFORMED WILL VOID ANY EXISTING FACTORY WARRANTY ON THAT PRODUCT.

FACTORY SERVICE: If you wish your product to be serviced at the factory, it must be shipped FULLY INSURED, IN THE

LIMITED DOMESTIC WARRANTY

ORIGINAL PACKING OR EQUIVALENT. This warranty will NOT cover repairs on products damaged through improper packaging. If possible, avoid sending products through the mail. Be sure to include in the package:

1. Complete return shipping address (P.O. Box number are NOT acceptable).
2. A detailed description of any problems experienced, including the make and model numbers of any other equipment in the system.

Repaired products will be returned freight C.O.D. unless sufficient return shipment funds are included with the unit.

Products sent to the factory from outside the U.S. MUST include return freight funds, and the sender is fully responsible for all, customs procedures, duties, tariffs and deposits.

LIMITED DOMESTIC WARRANTY

Continues on next page

LIMITED DOMESTIC WARRANTY

RECORD THE MODEL AND SERIAL NUMBER
BELOW AND RETAIN THIS PORTION OF
THE WARRANTY CARD FOR YOUR FILES:

MODEL

DATE OF PURCHASE

SERIAL NUMBER

PLACE OF PURCHASE

| **Detach this portion and mail it to the factory**

| **MODEL** _____

| **MANUFACTURE DATE** _____

| **SERIAL NO.** _____

| **OWNER'S NAME** _____

| **ADDRESS** _____

| **CITY** _____

| **STATE** _____ **ZIP** _____

| The following information is
| appreciated, but not required:

| **Dealer's name and address:** _____

| **What other products and/
| or product changes would you
| like to see Manufactured?**

Any other comments:

Our Team is Here to Help



Please do not return to the retailer if you are having a technical issue operating or connecting the unit. Additional information and support can be found at- **vocopro.com/support**

Toll Free: 800-678-5348

TEL: 909-593-8893

FAX: 909-593-8890

Email Tech Support at:
techsupport@vocopro.com

**Digital-PR
Owner's Manual
© VocoPro 2024
v1.0
www.vocopro.com**



Visit us on
Facebook,
Twitter, and
Instagram